

FACILITATE

6th Newsletter

It has been almost three years of hard work for Facilitate's partners. Turkey, Italy, Spain, UK and Czech Republic have worked under the coordination of Selcuk University to implement the expected results of the FACILITATE project.

Being divided into three work packages - Intellectual Outputs - we are proud to present the main results:

Financial Literacy Training



The main result of the consortium is the Financial Literacy Training. It is a specially designed course that caters to the needs of adult learners, which they can study at their own pace. The course aims to provide essential information, knowledge, and resources related to financial literacy. The content of the course was developed by the partners involved in 20 modules. Each module incorporates theoretical part and some quizzes to assess understanding of the material activities.


Teachers Corners

The second result would be the Teachers Corners. It is a resource hub designed specifically for teachers and educators in different countries that offers a collection of practical guidelines that teachers can incorporate into their teaching methods. The aim is to enhance their teaching practice by providing access to various tools, both digital and methodological, that facilitate the effective delivery of financial literacy courses. Furthermore, teachers have the opportunity to discover best practices in the form of infographics.

Financial Literacy Platform and Mobile Application

The Training Program is available for free on a Moodle platform and on an App.

You can visit them through the following QR codes.



Budget Management - Facilitate for ordinary users

This application has been developed to be used by ordinary users to reinforce their financial education.

- * Budget Management app for daily finance management,
- * Through the app you can plan your monthly budget by category,
- * You can also track income and expenses by category for Grocery, Shopping, Salary or more.

Features:

- You can flexibly define income and expense categories,
- You can specify your account types,
- You can define multiple accounts under your account types,
- You can easily perform your income, expense and inter-account transfers,
- You can track your account activities historically,
- You can follow the statistical status of income and expense categories on a monthly basis,
- You can track the current balance of your accounts,
- You can check the general status of your budget,
- You can monitor your annual income and expenses graphically,
- By the proposed artificial intelligence model, you can see your estimated income and expenses for the next year in the relevant time period.
- You can choose the language for five different countries,
- You can choose the theme that suits you.



Please **download** it either directly from <https://play.google.com/store/apps/details?id=com.facilitate.ordinary&hl=tr&gl=US> OR type "FACILITATE" in Search section of Google Play Store and then click download next to Android App

Budget Management-Facilitate for entrepreneurs

This Facilitate Android App, which is prepared for entrepreneurs, aims to record, classify and report the basic commercial activities of users, transforming them into information that the user will need.

- In this direction, there are Record Monitoring, Report, Record, Budget and Settings Menus in the program.
- The user can change the program language from the Settings, as well as change the names of accounts such as Safe, Bank with the names he has determined.
- The program is started to be used by recording the Opening Balance Sheet and Budget data on a start date determined by the user.
- After that, the user performs the necessary registration by choosing one of the actions such as "expense", "income", "sale", "buy" from the relevant registration menu for the commercial activities he has done.
- The balance sheet report can be obtained at any time and shows the current distribution of the asset and resource accounts of the enterprise.
- The income statement report, on the other hand, can be obtained according to a date range determined by the user and shows the profit / loss status of that period by sorting the sales, income and expenses of the business.
- Records of account activities can be taken from the reports section
- By taking pie and bar graphs from the reports section, the distribution of the accounts according to the actions can be seen.
- In the reports section, the difference between the budget and the actual situation can be read from the account trend curve that will be formed on the bar graphs. Accordingly, the user can interpret the planned situation by comparing his current performance.



Please **download** it from <https://play.google.com/store/apps/details?id=com.facilitate.facilitate>

Meetings and Events



On the other hand, participants from consortium's countries joined the training week in Konya. The participants consisted of teachers from adult education institutes, finance-related experts, trainers, tutors, and staff from associations teaching financial literacy.

The objectives and goals of the session included making the Financial literacy training effective and engaging for adult teachers, learning how to utilize the training tool in the classroom, and encouraging student involvement in financial and market topics.



Final Dissemination Events

Each partner organised a final dissemination event - Multiplier Event - to showcase the achievements and experiences of the project, including the presentation of the intellectual results obtained.

The feedback has been spectacular, involving people from the target group who will continue to use and disseminate FACILITATE among stakeholders.



 email: info@facilitate.center
 Facebook: [facilitatecenter](https://www.facebook.com/facilitatecenter)
 Instagram: [@facilitatecenter](https://www.instagram.com/facilitatecenter)
 Twitter: [@facilitate_c](https://twitter.com/facilitate_c)

